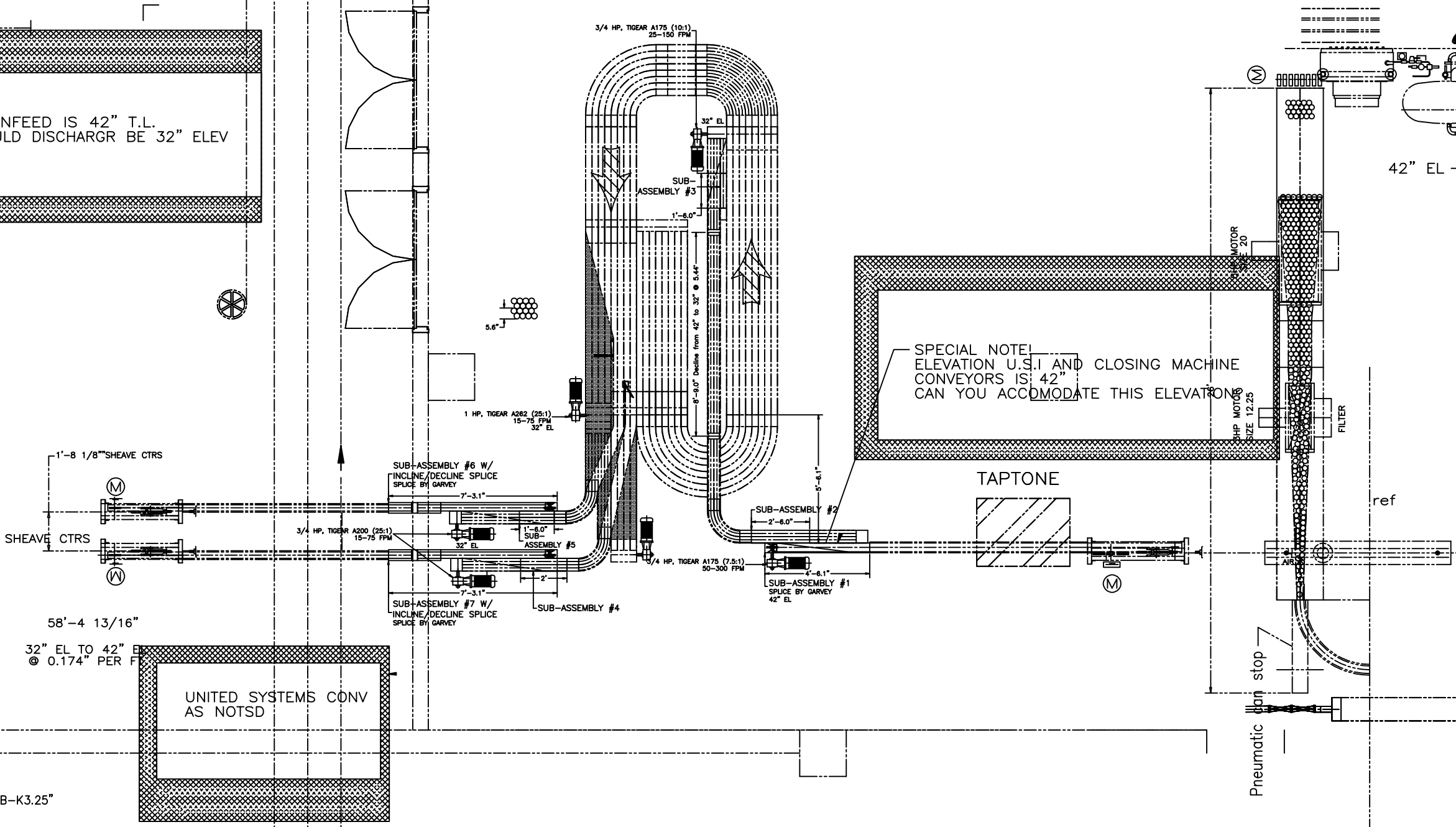


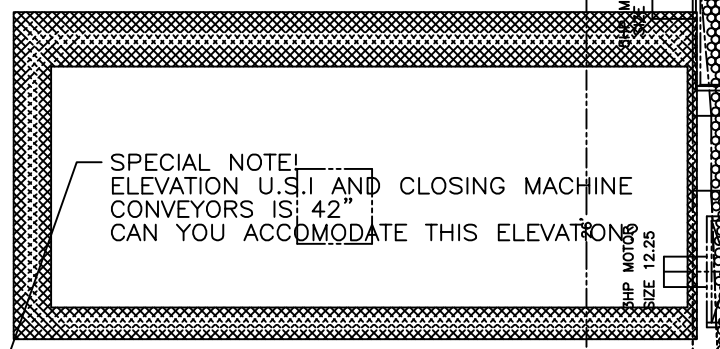
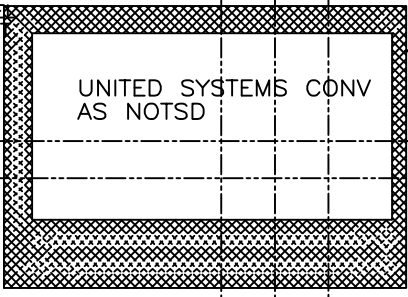
PRODUCT SPECIFICATIONS
 Product _____ FULL METAL CANS
 Diameter _____ 3"
 Height _____ 4.4375"
 Weight _____ 16 oz.
 Rate In _____ 1200 CPM
 Rate Out _____ 1200 CPM

SUB ASSEMBLY #2, #3, #4 & #5 SPECIFICATIONS
 Series _____ INFINITY STYLE
 Finish _____ 304 STAINLESS STEEL W/#4 GRAINLINE FINISH
 Chain/Belt _____ REGINA DK878 TAB-K 3.25" & DK879 TAB-K 3.25"
 Supports _____ 1.5" SQ. TUBE LEG W/ARTICULATED FOOT
 Elevation _____ AS NOTED ±1.5"
 Wearstrips _____ UHMWPE ON STRAIGHTS, NOLU-S ON CURVES
 Returns _____ TAB
 Guides _____ FORMED STAINLESS STEEL W/UHMWPE INSERT
 Guide Brackets _____ FIXED
 Drive Type _____ WASHDOWN AC VARIABLE SPEED W/FREQ. INV. by OTHER
 Reducer _____ E-Z KLEEN TIGEAR 56C RATIO AS NOTED
 Motor _____ 1/2 HP WASHDOWN AC MOTOR, 1750 RPM, TEFC, INV. DUTY
 Speed _____ AS NOTED
 Bearings _____ SYSTEM PLAST W/END CAPS
 Belt Sprkts _____ PLASTIC
 Volts/Hz/Ph _____ 460/60/3
 Chn Sprkts _____ NP SPRKTS & WP ROLLER CHAIN

SUB ASSEMBLY #1, #6 & #7 SPECIFICATIONS
 Series _____ 6000 SERIES
 Finish _____ 304 STAINLESS STEEL W/#4 GRAINLINE FINISH
 Chain/Belt _____ CUSTOMER TO VERIFY-REX SA#1 LF820-K-4.5", SA#6&7 LF880TAB-K3.25"
 Supports _____ 1.5" SQ. TUBE LEG W/ARTICULATED FOOT
 Elevation _____ AS NOTED ±1.5"
 Wearstrips _____ UHMWPE
 Returns _____ TAB
 Guides _____ FORMED STAINLESS STEEL W/UHMWPE INSERT
 Guide Brackets _____ FIXED
 Drive Type _____ WASHDOWN AC VARIABLE SPEED W/FREQ. INV. by OTHER
 Reducer _____ DODGE E-Z KLEEN TIGEAR 56C RATIO AS NOTED
 Motor _____ 1/2 HP WASHDOWN AC MOTOR, 1750 RPM, TEFC, INV. DUTY
 Speed _____ AS NOTED
 Bearings _____ SEALED NICKEL PLATED RELUBE
 Belt Sprkts _____ PLASTIC
 Volts/Hz/Ph _____ 460/60/3
 Chn Sprkts _____ NP SPRKTS & WP ROLLER CHAIN



58'-4 13/16"
 32" EL TO 42" EL
 @ 0.174" PER F



DIMENSIONAL TOLERANCES UNLESS OTHERWISE SPECIFIED			
FRAC.	XXDEC.	XXXDEC.	ANG.
±1/64	±1/64	±0.005	±30'



THE INFORMATION DISCLOSED HEREIN WAS ORIGINATED BY AND IS THE PROPERTY OF THE GARVEY CORPORATION. GARVEY RESERVES ALL PATENT, PROPRIETARY, DESIGN, USE, SALE, MANUFACTURING REPRODUCTION RIGHTS THERETO.

PROJECT 6

DRAWN GARVEY	DATE 05 30 07	DESCRIPTION 3"Ø METAL CAN
SHEET 1 of 1	SIZE D	SCALE 3/8"=12"
DWG. NO. PROJECT6		